

# Reshoring: Bringing Industry and Services Back to Mississippi



Mickey Milligan, Division Director  
Existing Industry & Business Division  
Mississippi Development Authority

# Mississippi Development Authority

## Economic Development Officers

Glenn McCullough, Executive Director

- Billy Klauser, Chief of Economic Development
  - Becky Thompson, Director, Global Investment Division
  - Mickey Milligan, Director, Existing Industry and Business Division
  - Rose Boxx, Director, International Trade Office
  - J.R. Russell, Director, Business Intelligence
  - Vacant, Director, Workforce Development

# Summary

**29,479**

Estimated number of Mississippi workers employed in manufacturing by foreign-controlled companies

**109**

Estimated number of foreign-controlled companies with a manufacturing presence in Mississippi

**22**

Estimated number of countries with a manufacturing investment in Mississippi

**143**

Estimated number of manufacturing facilities in Mississippi

## **Automotive**

The Industry with the highest employment with over 15,000 current and/or announced jobs

## Summary (Continued)

### Top 3 Countries with the most manufacturing facilities:

Japan 32

Germany 20

United Kingdom 13

### Employment

Ranked by number of employees working for foreign-controlled companies (at time the list was created)

Nissan – 6,300

Toyota – 2,200

Luvata – 1,298

M-TEK – 1,000

Milwaukee Tool – 753

Faurecia – 748

Philips Lighting – 558

Eaton Aerospace - 550

# Employment by Country

<u>Country</u>	<u>Establishments</u>	<u>Estimated Employees</u>
Australia	2	67
Canada	11	1,365
China	3	500
China - Hong Kong	2	753
Denmark	3	512
Finland	2	98
France	11	1,664
Germany	20	2,365
India	1	8
Ireland	11	1,669
Israel	3	117

# Employment by Country (continued)

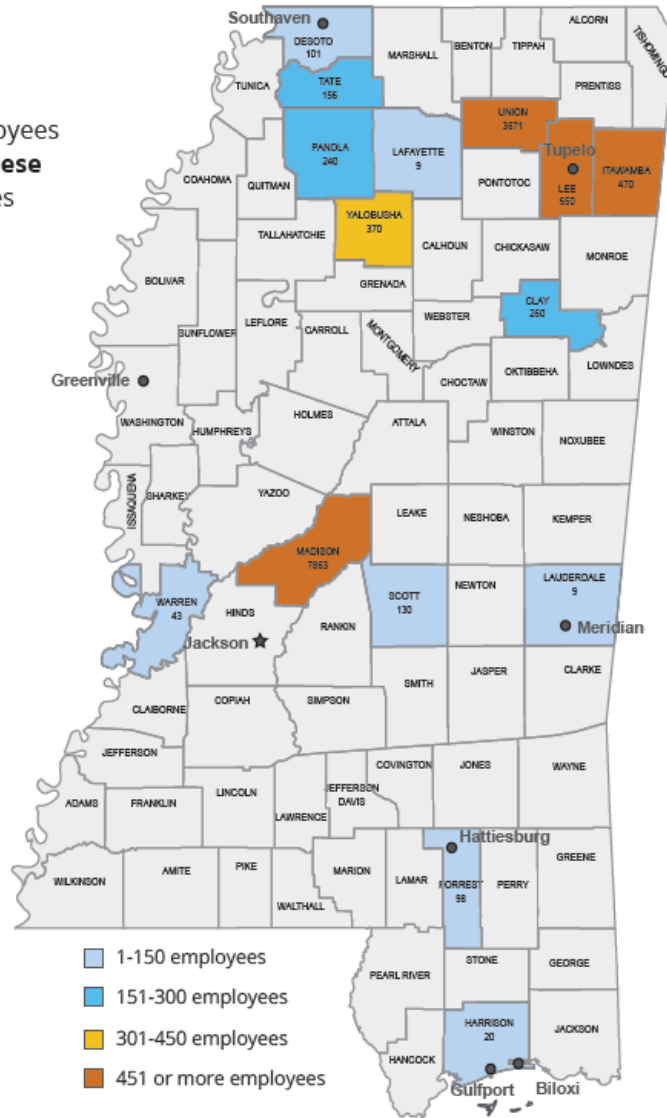
<u>Country</u>	<u>Establishments</u>	<u>Estimated Employees</u>
Italy	3	136
Japan	32	13,990
Korea	1	25
Luxembourg	1	78
Mexico	6	752
Netherlands	4	1,227
Norway	1	28
Saudi Arabia	1	140
Singapore	2	520
Sweden	4	1,301
Switzerland	6	1,208
United Kingdom	13	956
TOTAL	143	29,479

# Employment by Continent

<u>Continent</u>	<u>Establishments</u>	<u>Estimated Employees</u>
Asia	45	16,053
North America	17	2,117
Europe	80	11,313
Australia	2	67
TOTAL	144	29,550



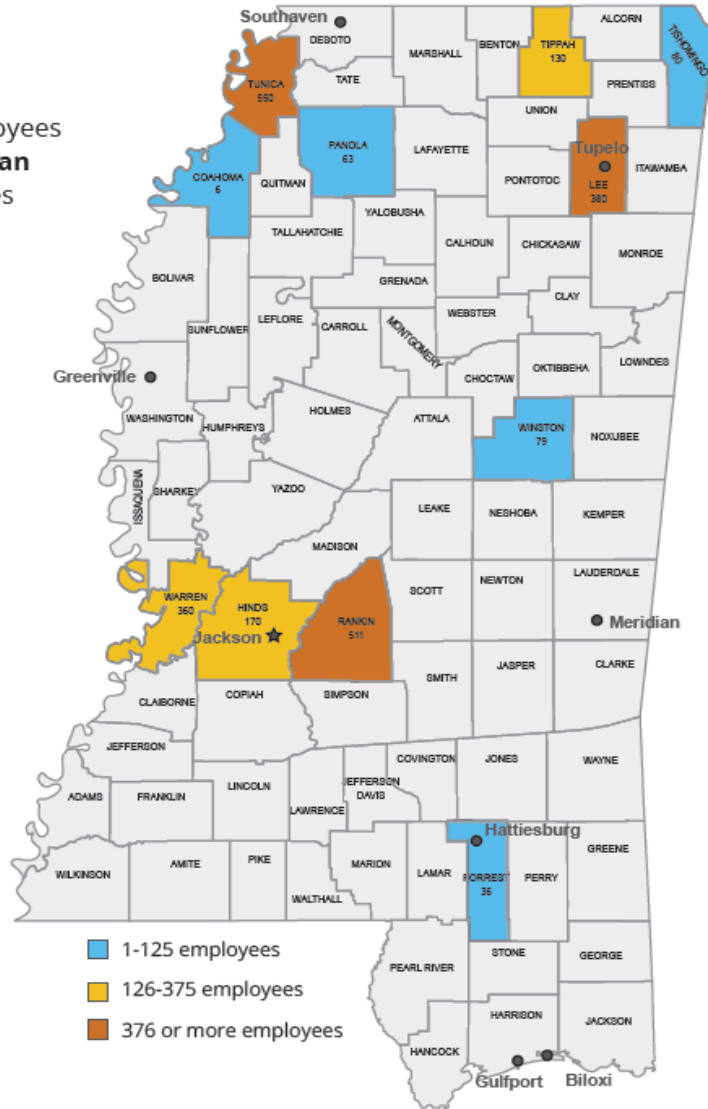
Breakdown of Mississippi employees working at **Japanese** owned businesses





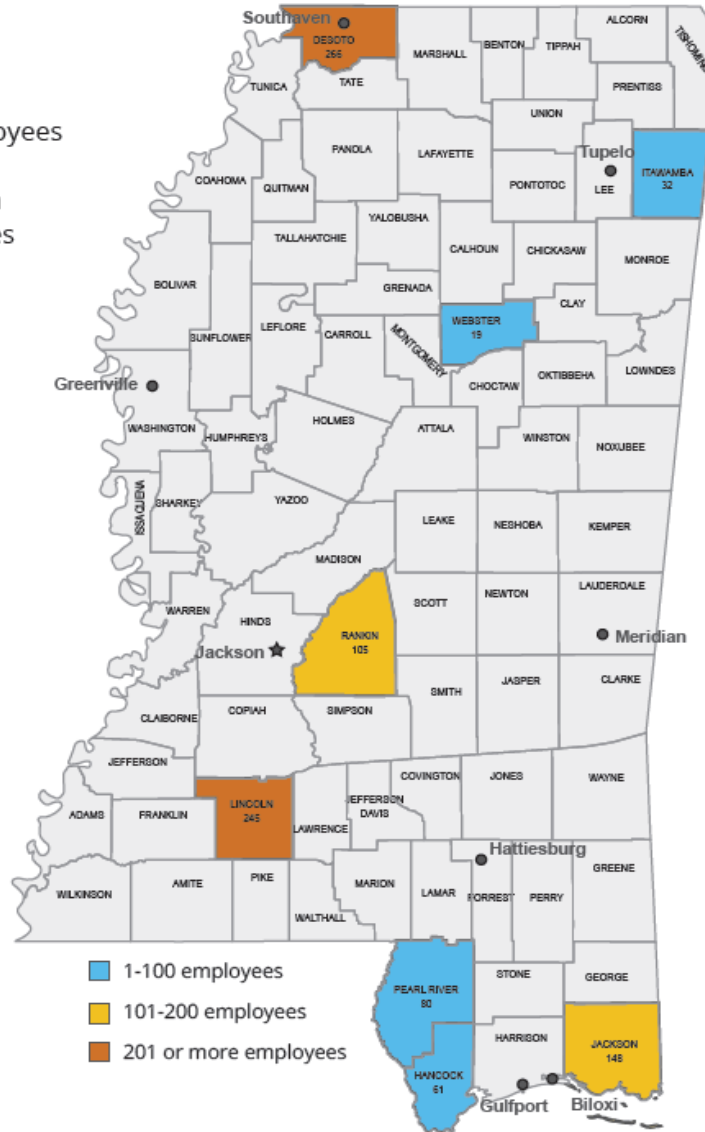


Breakdown of Mississippi employees working at **German** owned businesses





Breakdown of  
Mississippi employees  
working at  
**United Kingdom**  
owned businesses



# Role of EIB in Economic Development

- CAVS Support: Examples; Faurecia and TanTec
- Source of leads: Local EDs, Site Location Consultants, Companies themselves, corporate visitations, trade shows and conventions (MMA, etc.), allies like utility companies, etc.
- Corporate Visitations (twice a year); New York area completed in May, Chicago area scheduled for October
- Like Global, the number one issue with existing company expansions is can we get the workforce
- MDA Foreign Offices

# MDA Foreign Offices



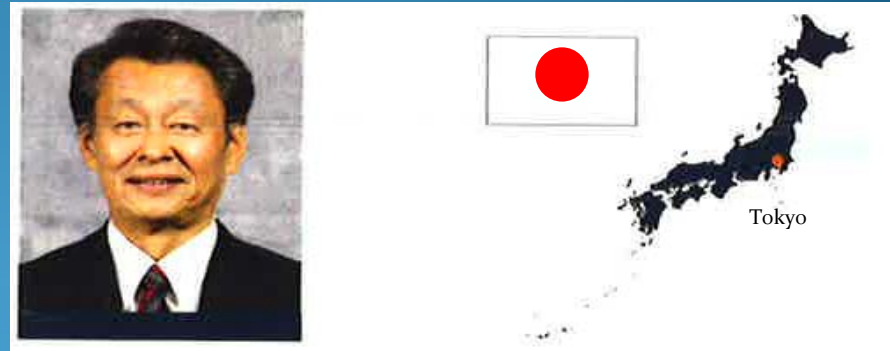
Sebastian Eich – German Office



Orlando Diaz – South America Office



Seok Soon "SS" Cho – Korea Office



Yukio "Yuki" Kobayashi – Japan Office

mississippi development authority

---

**MISSISSIPPI**



Existing Industry and Business Division

Visit us on the web at:

[www.mississippi.org](http://www.mississippi.org)